

computar®

AUTO IRIS VARI-FOCAL LENS DC DRIVE SERIES INSTRUCTION MANUAL

TG3Z2910 FCS

For more information, Contact CBC group.
CBC (AMERICA) CORP.

New York
Tel:(1)800-422-6707 Fax:(1)631-543-5426

Los Angeles
Tel:(1)800-888-0131 Fax:(1)310-793-1506

CBC (EUROPE) LTD.

London
Tel:(44)20-8732-3310 Fax:(44)20-8202-3337

Milano
Tel:(39)0362-365079 Fax:(39)0362-41273

CBC (DEUTSCHLAND) GmbH
Dusseldorf
Tel:(49)211-530670 Fax:(49)211-53067180

CBC (POLAND) SP. zo. o.
Warszawa
Tel:(48)22-638-4440 Fax:(48)22-638-4541

CBC CO.,LTD.MOSCOW REP OFFICE
Moscow
Tel:(7-495)710-8883 Fax:(7-495)710-8884

CBC (HONG KONG)CO., LTD.
Hong Kong
Tel:(85)2-2345-8686 Fax:(85)2-2342-2908

CBC CO.,LTD. SHANGHAI OFFICE
Shanghai
Tel:(86-21)5240-2626 Fax:(86-21)5240-2240

CBC CO.,LTD. BEIJING OFFICE
Beijing
Tel:(86-10)6410-8081 Fax:(86-10)6410-8085

CBC (TAIWAN)CO.,LTD.
Taipei
Tel:(886-2)2522-3901 Fax:(886-2)2521-3931

CBC S PTE LTD.
Singapore
Tel:(65)6275-1221 Fax:(65)6275-0766

CBC (THAILAND) CO.,LTD.
Bangkok
Tel:(86)2-231-6506~9 Fax:(66)2-231-6180

CBC CO.,LTD.
Japan
Tel:(81)3-3536-4584 Fax:(81)3-3536-4172

① Description of Lenses

Vari-Focal lenses can select the focal length within the specified range like zoom lenses, but focus adjustment is needed after setting of the focal length. They feature galvanometric iris system, ND filter and adjustable mount.

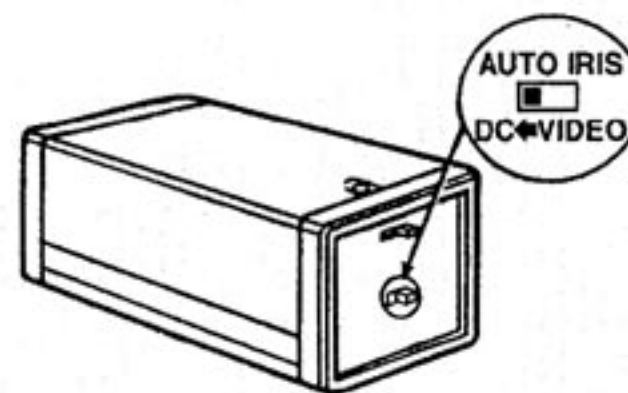
② Description of Iris

This lens has a galvanometric iris and neutral density filter. The iris is controlled by an amplifier in the camera, and automatically closes when power is off.

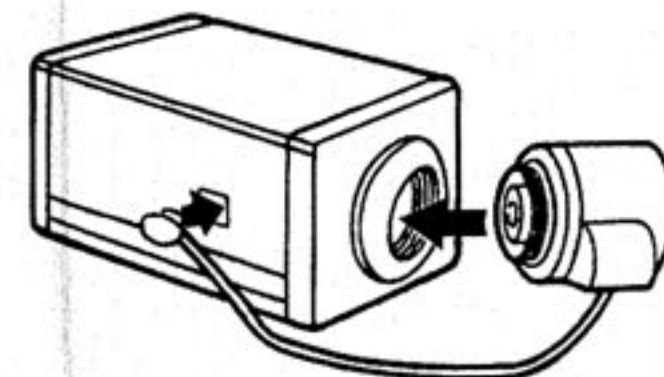
③ How to mount Lens on CS-Mount camera

Before mounting the lens, see details in the camera instruction manual.

- 1) Make sure the lens selection switch (DC/Video) on the camera is set at DC position. (Fig 1)
- 2) Mount the lens by turning it clockwise onto the camera mount until it stops. (Fig 2)
- 3) As the lens mount is constructed to be rotatable, please adjust the lens attitude. If necessary, turn the lens counterclockwise slowly until it gets the best attitude.
- 4) Connect the lens cable plug to the camera connector. (Fig 2)




(Fig 1)



(Fig 2)

④ Cable

1	Brown	Control (-)
2	Red	Control (+)
3	Yellow	Drive (+)
4	Orange	Drive (-)



⑤ Specifications

Model No.	TG3Z2910 FCS	
Application	1/3" format camera	
Focal Length	2.9~8.2mm	
Aperture	F1.0~360	
Angle of View	(D)	44.2°~133.9°
	(H)	35.2°~98.3°
	(V)	26.3°~70.7°
Object Distance	0.5m~INF	
Filter Size	-	
Mount	CS-Mount	
Operating Temp.	-10°C~+50°C	
Dimensions (D×W×L)	φ33.5×46.6×44.3 mm	
Weight	47g	

Subject to change without notice.
Printed in Bangladesh Mar. 2007



English

Disposal

1. When this crossed-out wheeled bin symbol is attached to a product it means the product is covered by the European Directive 2002/96/EC.
2. All electrical and electronic products should be disposed of separately from the municipal waste stream via designated collection facilities appointed by the government or the local authorities.
3. The correct disposal of your old appliance will help prevent potential negative consequences for the environment and human health.
4. For more detailed information about disposal of your old appliance, please contact your city office, waste disposal service or the shop where you purchased the product.

Deutsch/German

Entsorgung von Altgeräten

1. Wenn dieses Symbol eines durchgestrichenen Abfallimers auf einem Produkt angebracht ist, unterliegt dieses Produkt der europäischen Richtlinie 2002/96/EC.
2. Alle Elektro- und Elektronik-Altgeräte müssen getrennt vom Hausmüll über die dafür staatlich vorgesehenen Stellen entsorgt werden.
3. Mit der ordnungsgemäßen Entsorgung des alten Geräts vermeiden Sie Umweltschäden und eine Gefährdung der persönlichen Gesundheit.
4. Weitere Informationen zur Entsorgung des alten Geräts erhalten Sie bei der Stadtverwaltung, beim Entsorgungsamt oder in dem Geschäft, wo Sie das Produkt erworben haben.

Italiano/Italian

INFORMAZIONE AGLI UTENTI

Ai sensi dell'art. 13 del Decreto Legislativo 25 luglio 2005, n. 151 "Attuazione delle direttive 2002/95/CE, 2002/96/CE e 2003/108/CE, relative alla riduzione dell'uso di sostanze pericolose nelle apparecchiature elettriche ed elettroniche, nonché allo smaltimento dei rifiuti"

Il simbolo del cassonetto barrato riportato sull'apparecchiatura o sulla sua confezione indica che il prodotto alla fine della propria vita utile deve essere raccolto separatamente dagli altri rifiuti. La raccolta differenziata della presente apparecchiatura giunta a fine vita è organizzata e gestita dal produttore. L'utente che vorrà disfarsi della presente apparecchiatura dovrà quindi contattare il produttore e seguire il sistema che questo ha adottato per consentire la raccolta separata dell'apparecchiatura giunta a fine vita. L'adeguata raccolta differenziata per l'avvio successivo dell'apparecchiatura dismessa al riciclaggio, al trattamento e allo smaltimento ambientalmente compatibile contribuisce ad evitare possibili effetti negativi sull'ambiente e sulla salute e favorisce il reimpiego e/o il riciclo dei materiali di cui è composta l'apparecchiatura. Lo smaltimento abusivo del prodotto da parte del detentore comporta l'applicazione delle sanzioni amministrative previste dalla normativa vigente.

Polski/Polish

Utylizacja starych urządzeń

1. Kiedy do produktu dołączony jest niniejszy przekreślony symbol kołowego pojemnika na śmieci, oznacza to, że produkt jest objęty europejską dyrektywą 2002/96/EC.
2. Wszystkie elektryczne i elektroniczne produkty powinny być utylizowane niezależnie od odpadów miejskich, z wykorzystaniem przeznaczonych do tego miejsc składowania wskazanych przez rząd lub miejscowe władze.
3. Właściwy sposób utylizacji starego urządzenia pomoże zapobiec potencjalnie negatywnemu wpływowi na zdrowie i środowisko.
4. Aby uzyskać więcej informacji o sposobach utylizacji starych urządzeń, należy skontaktować się z władzami lokalnymi, przedsiębiorstwem zajmującym się utylizacją odpadów lub sklepem, w którym produkt został kupiony.